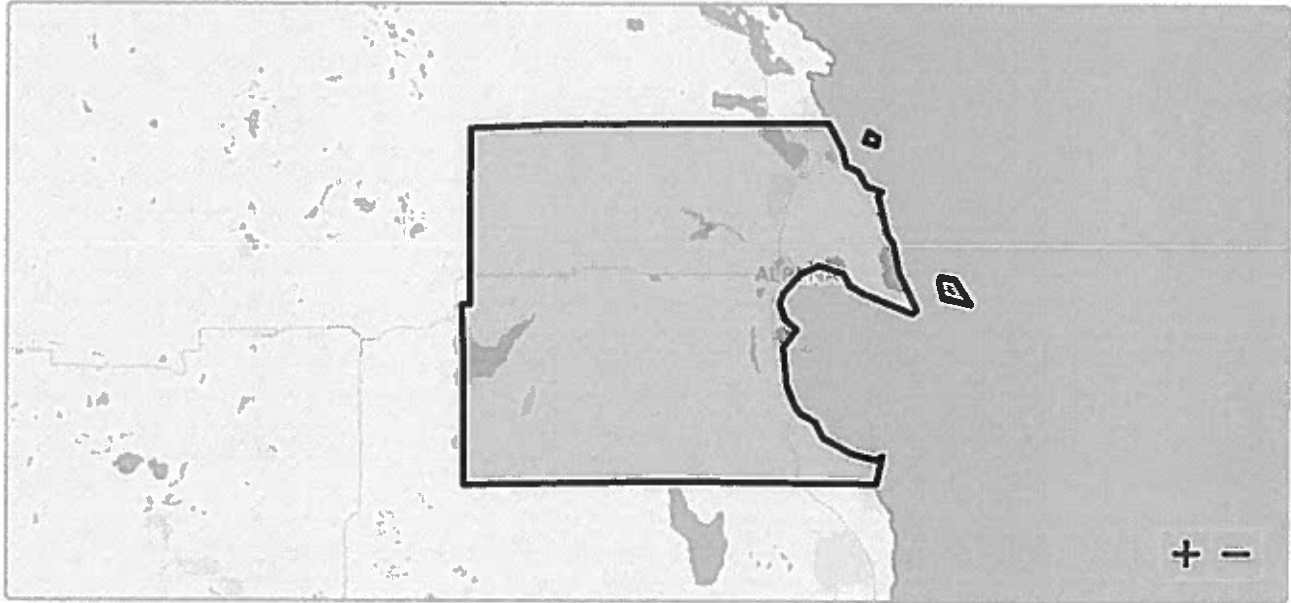


Location Snapshot

Category or Role Type

Geography

Economy ▼ in **County: Alpena County - MI** ▼



Summary Data

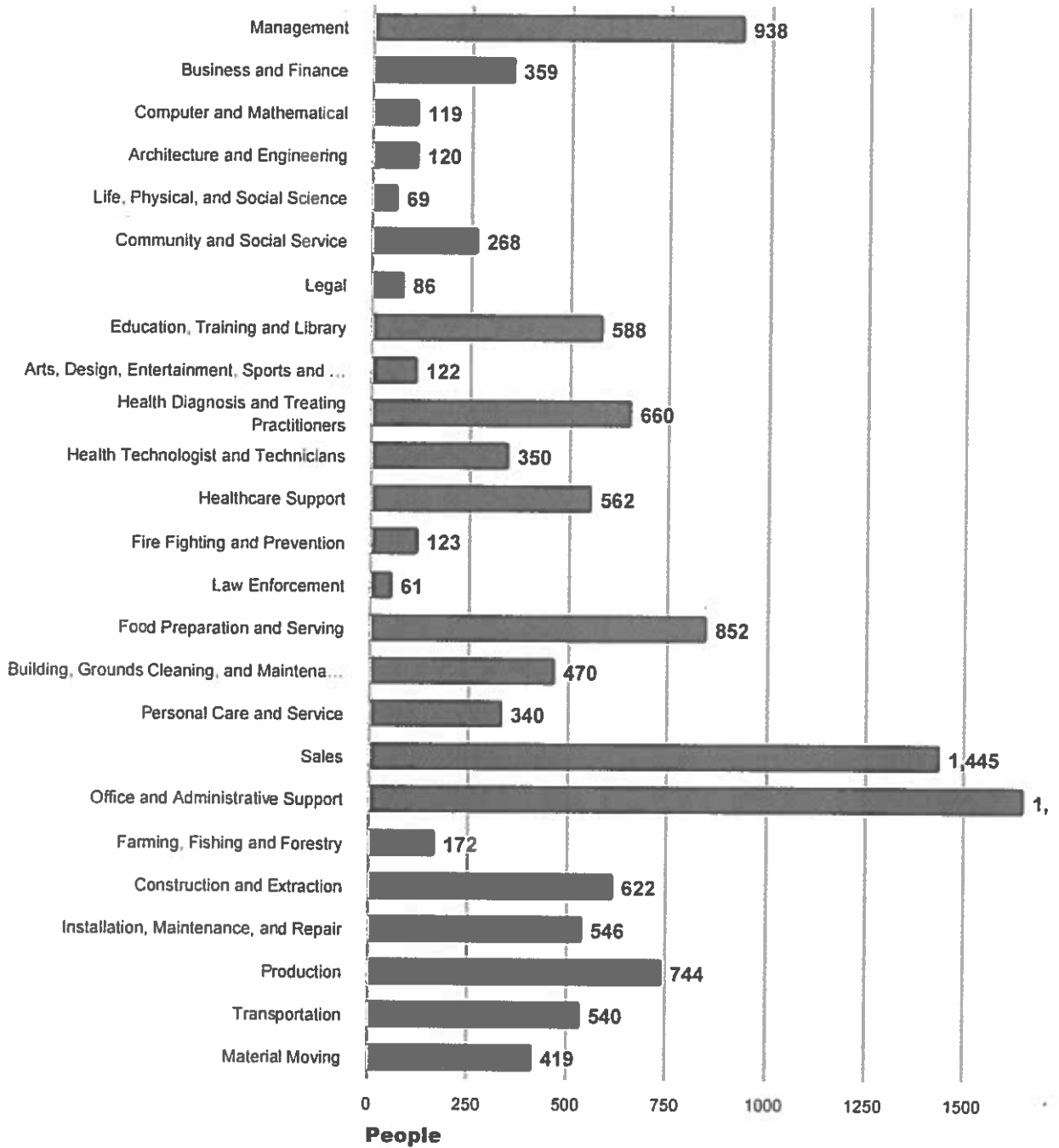
Dataset	Alpena County - MI
Blue-collar Employment - 16 and over	3,043
Blue-collar Employment - Female 16 and over	261
Blue-collar Employment - Male 16 and over	2,782
Employment Access Index	2,939.12
Employment Diversity	40.81
Employment Rate	66.44
Families Below Poverty Level	1,069
Families with Related Children - 150% of Poverty Level	1,155
Income Inequality (Gini Index)	0.43
Jobs to Population - Deviation from Regional Average	15.64

Labor Market Engagement Index	35
Local Job Density	7.4
Local Retail Job Density	1.1
Median Age of Workers - Female	43.7
Median Age of Workers - Male	43.1
Median Earnings - Female	\$20,436
Median Earnings - Male	\$27,437
Median Earnings - Total	\$23,097
Median Household Income	\$38,353
Median Income - Ages 24 and Under	\$12,301
Median Income - Ages 25 to 44	\$42,500
Median Income - Ages 45 to 64	\$46,122
Median Income - Ages 65 and Over	\$32,567
Median Income Birthplace - Foreign Born	\$15,851
Median Income Birthplace - Native Abroad	\$17,083
Median Income Birthplace - Other State	\$21,775
Median Income Birthplace - State of Residence	\$21,379
Per Capita Income	\$21,975
Percent Change - Jobs 2003 to 2013	-6.6%
Percent of Income Spent on Housing for a Median Income Family	25.58%
Percent of Income Spent on Housing for a Very Low Income Individual	63.24%
Percent of Income Spent on Transportation for a Median Income Family	34.65%
Percent of Income Spent on Transportation for a Very Low Income Individual	65.65%
Retail Job Access Index	393.9
Service Employment - 16 and over	2,408
Total Business Establishments 2014	664
Total Employed 2014	8,622
Total Households Below Poverty Level	2,279
Total Number of Unemployed	1,432
Total Patents 2010 to July 2016	9

Total Receiving Food Stamps/SNAP	2,771
Total Working Population 16 and Over	11,947
Worked Full Time Past Year with Income Below Poverty Level	326

Civilian Employment by Occupation

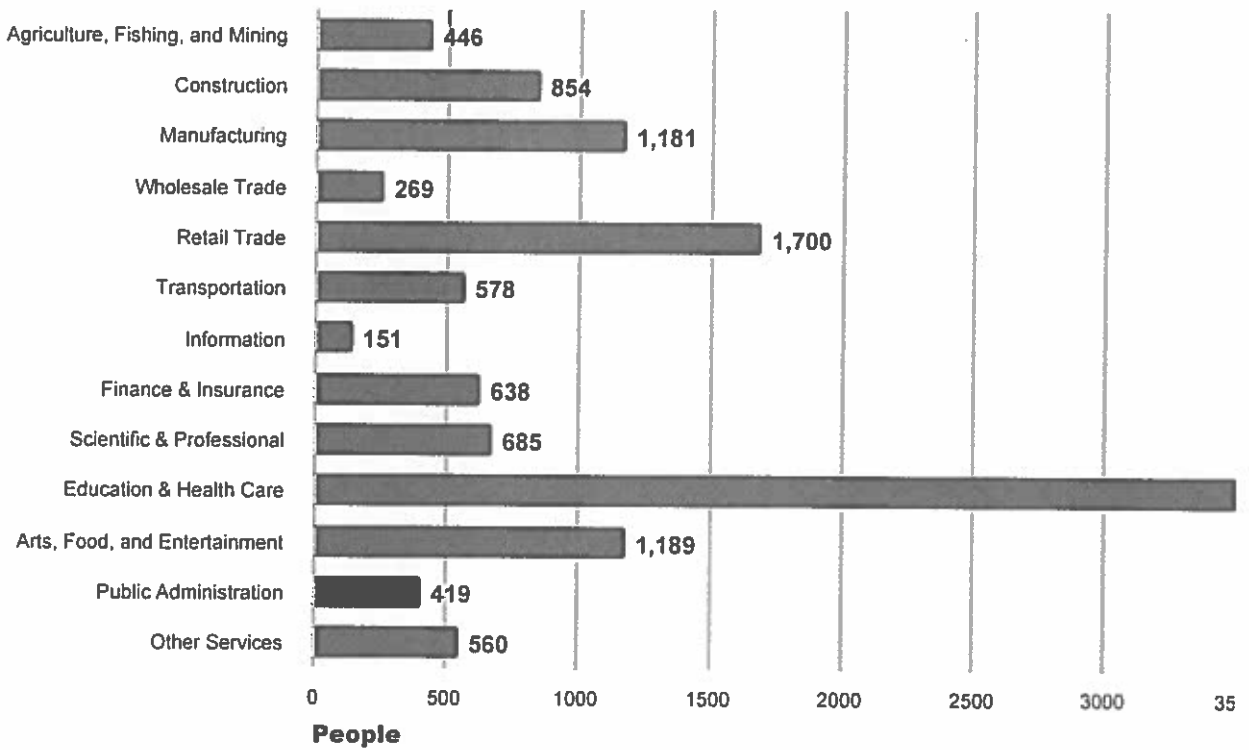
Alpena County - MI



Source: <https://data.mysidewalk.com/datasets/153>

Employment Industry by Home Location

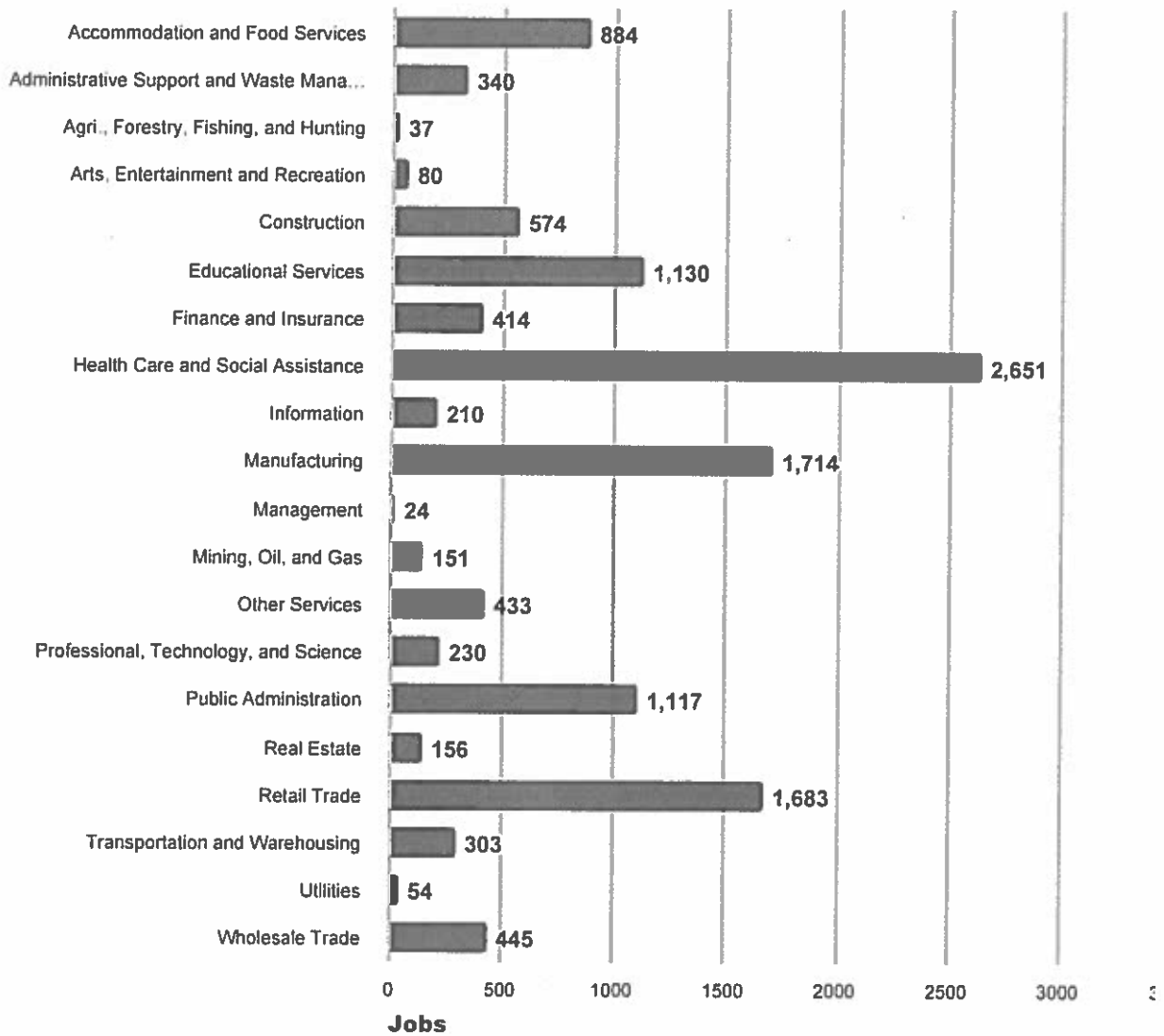
Alpena County - MI



Source: <https://data.mysidewalk.com/datasets/42>

Employment Industry by Job Location 2003

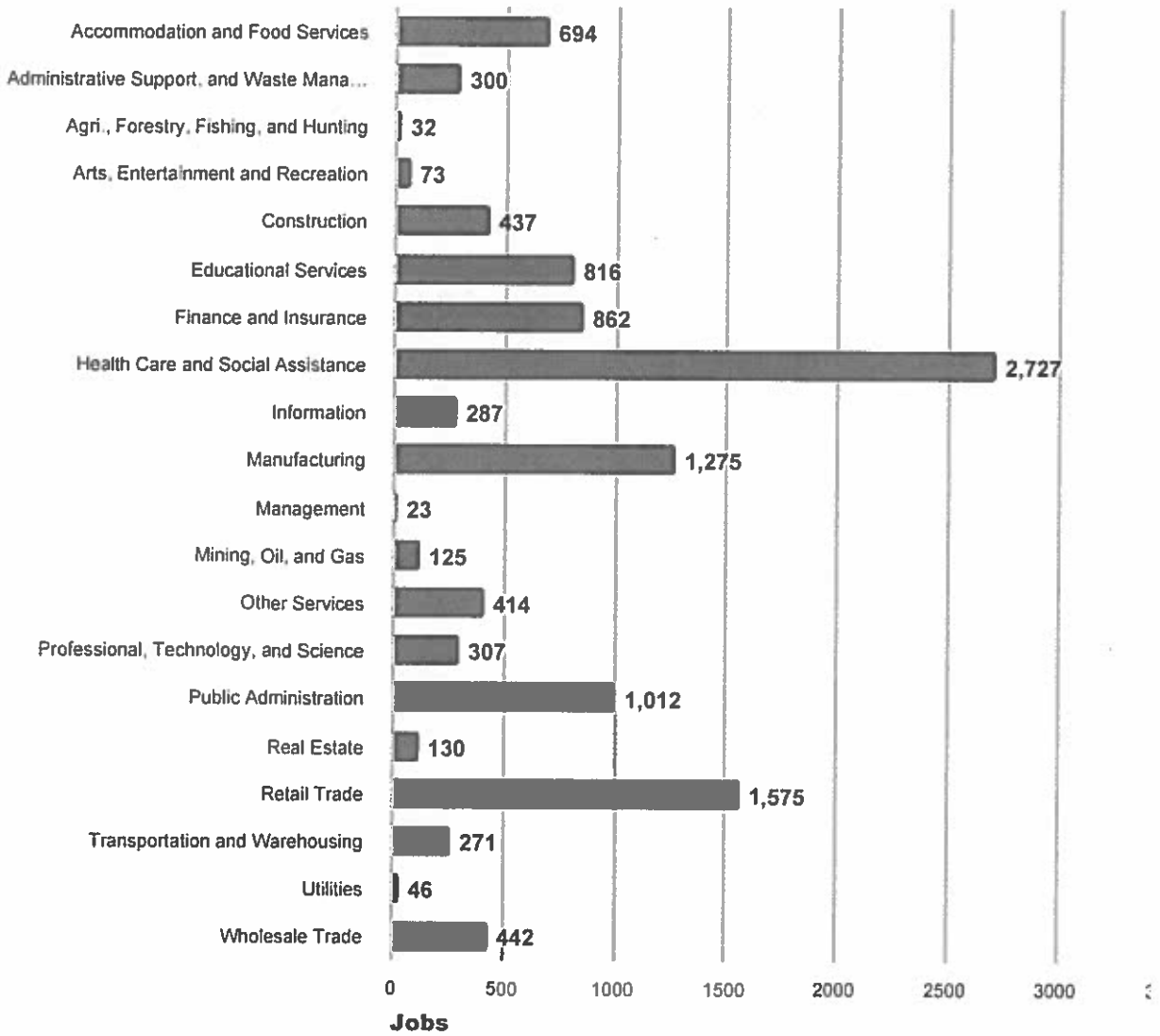
Alpena County - MI



Source: <https://data.mysidewalk.com/datasets/127>

Employment Industry by Job Location 2013

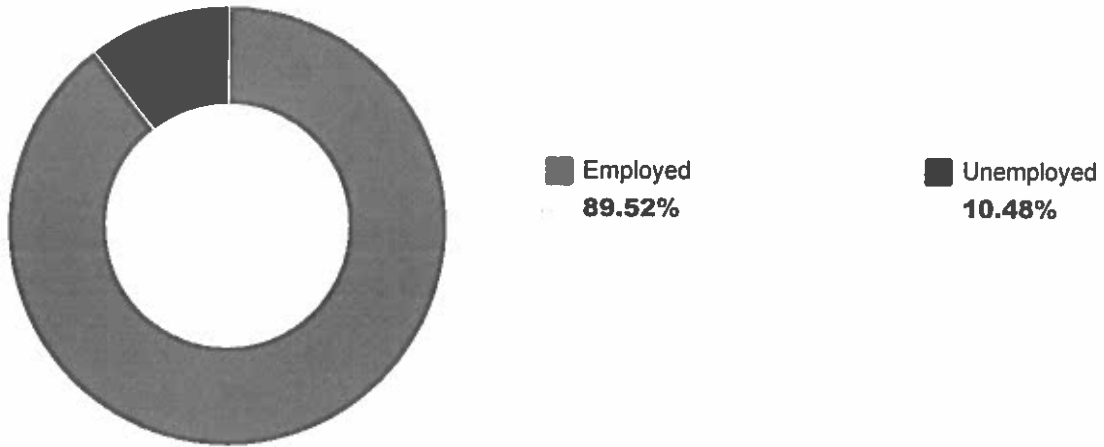
Alpena County - MI



Source: <https://data.mysidewalk.com/datasets/128>

Employment Status

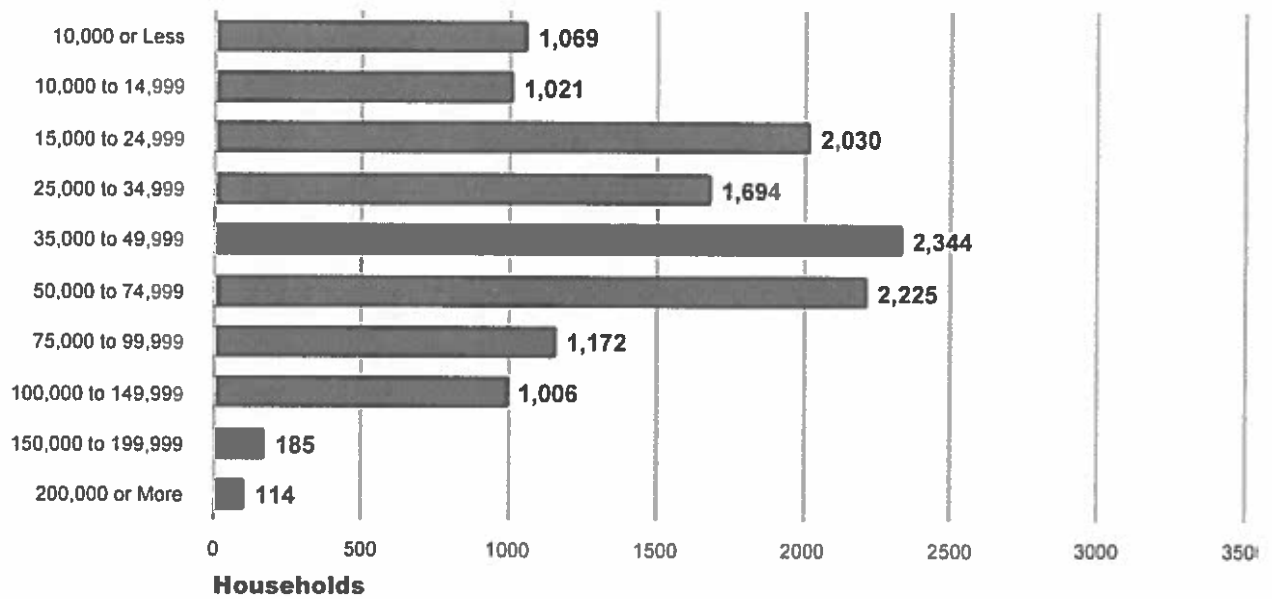
Alpena County - MI



Source: <https://data.mysidewalk.com/datasets/38>

Household Income

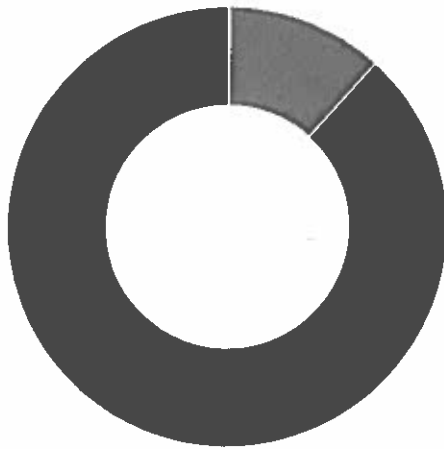
Alpena County - MI



Source: <https://data.mysidewalk.com/datasets/31>

Households by Self-Employment Income

Alpena County - MI

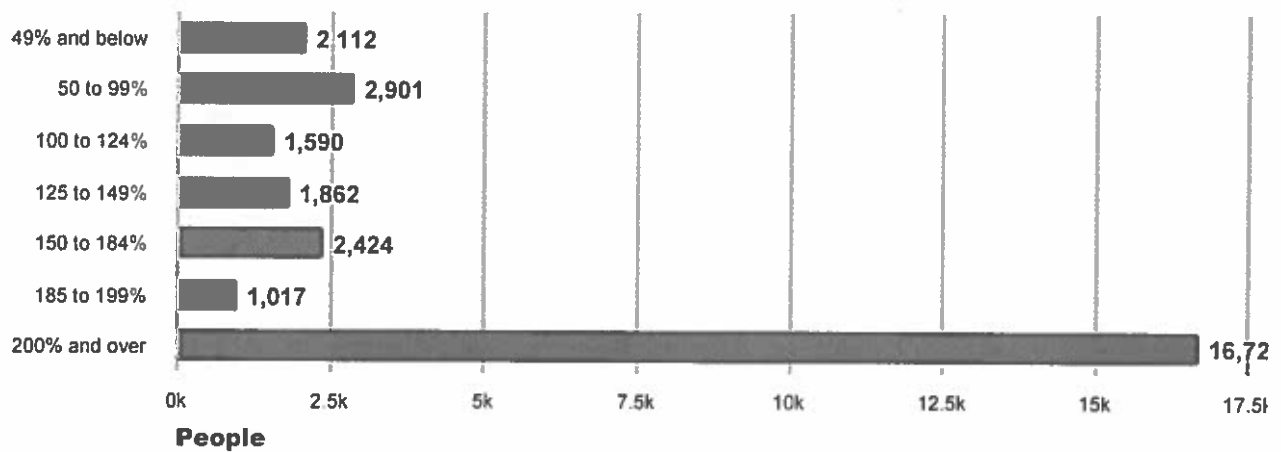


■ With self-employment income 11.62% ■ No self-employment inc 88.38%

Source: <https://data.mysidewalk.com/datasets/114>

Income to Poverty Ratio

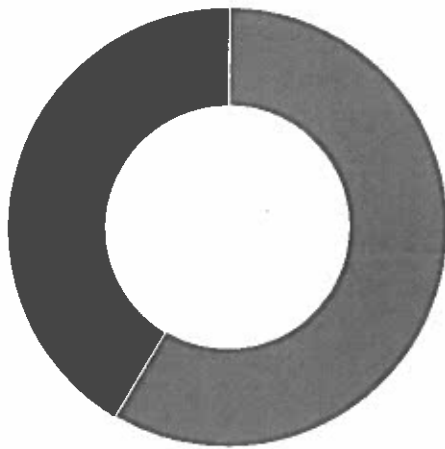
Alpena County - MI



Source: <https://data.mysidewalk.com/datasets/126>

Low and Very Low Income Persons

Alpena County - MI



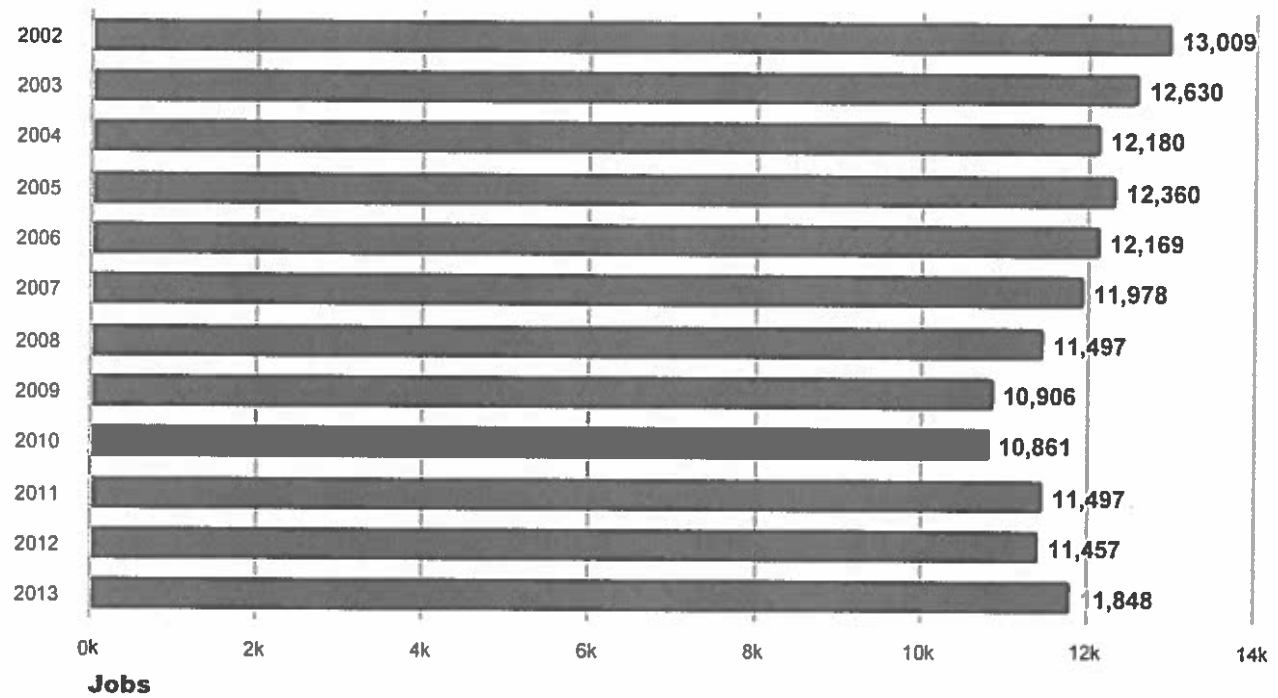
■ People 200% Below Povert...
58.45%

■ People 150% Below Po
41.55%

Source: <https://data.mysidewalk.com/datasets/255>

Number of Jobs

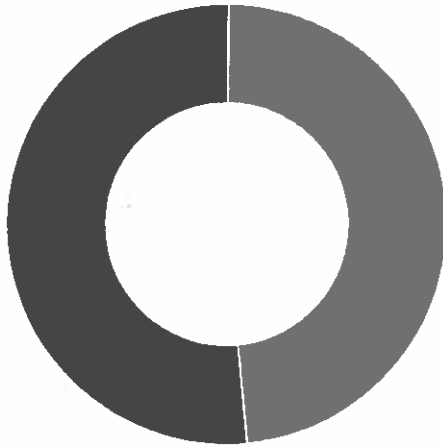
Alpena County - MI



Source: <https://data.mysidewalk.com/datasets/206>

Number of Jobs Between 2003 and 2013

Alpena County - MI



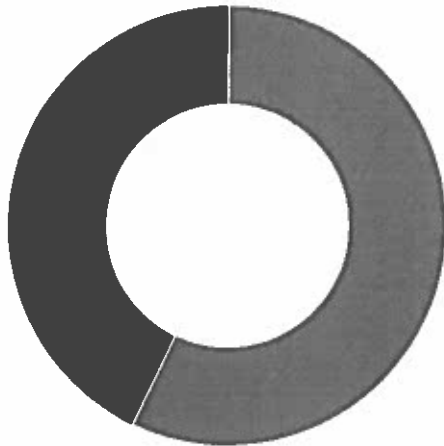
■ 2013
48.40%

■ 2003
51.60%

Source: <https://data.mysidewalk.com/datasets/131>

Participation in Labor Force

Alpena County - MI



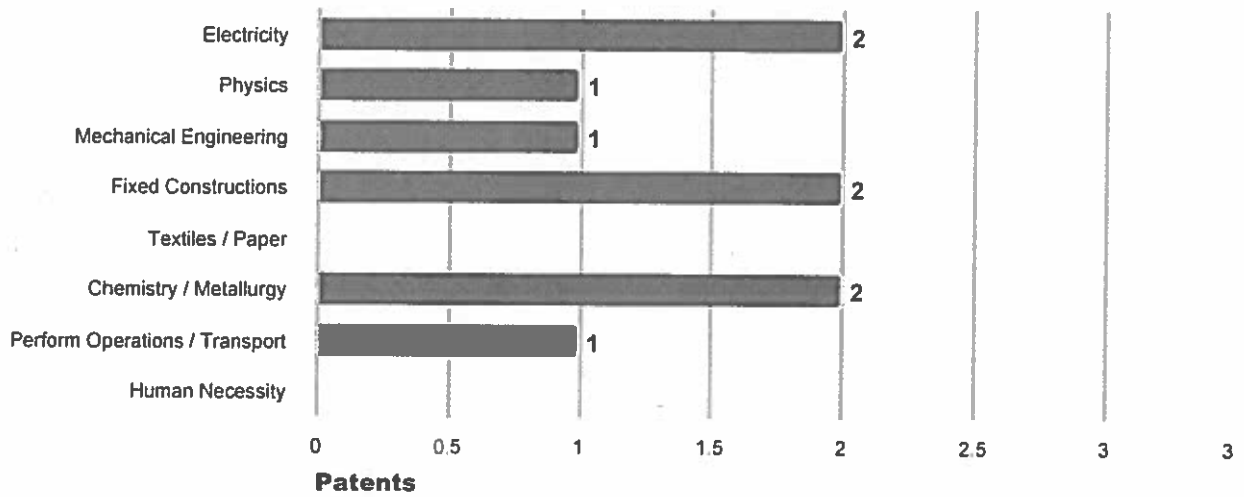
■ In Labor Force
57.03%

■ Not in Labor Force
42.97%

Source: <https://data.mysidewalk.com/datasets/45>

Patent Types - 2010 to July 2016

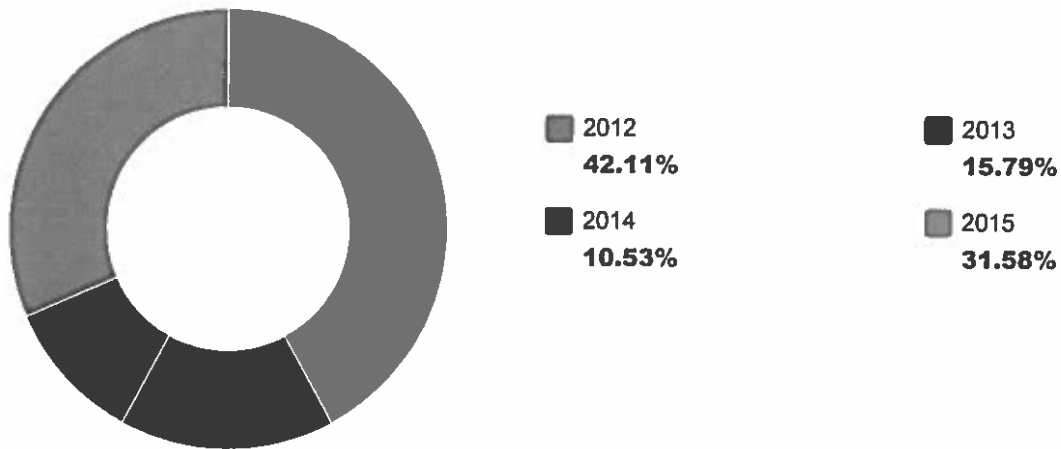
Alpena County - MI



Source: <https://data.mysidewalk.com/datasets/392>

Total SBA Loans


Alpena County - MI



Source: <https://data.mysidewalk.com/datasets/221>

Wage of Workers

Alpena County - MI



■ Low Wage
32.03%

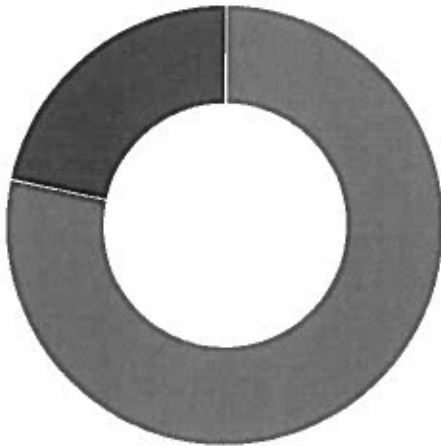
■ High Wage
28.24%

■ Medium Wage
39.74%

Source: <https://data.mysidewalk.com/datasets/214>

Women In Workforce Totals - With Birth In Past Year

Alpena County - MI



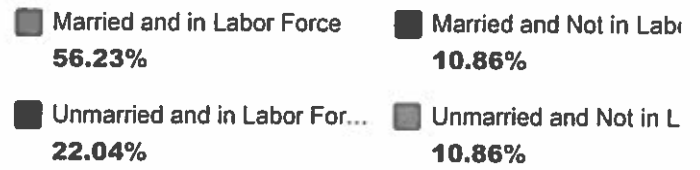
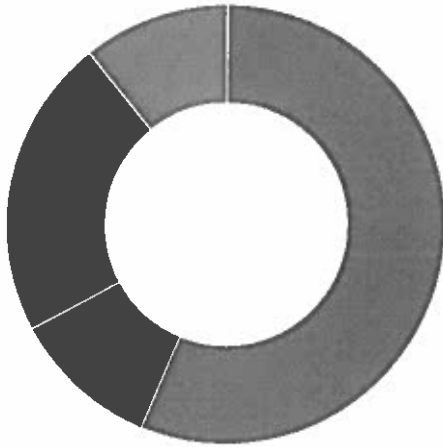
■ In Labor Force
78.27%

■ Not In Labor Force
21.73%

Source: <https://data.mysidewalk.com/datasets/390>

Women In Workforce with Birth In Past Year

Alpena County - MI



Source: <https://data.mysidewalk.com/datasets/116>

©2016 mySidewalk. All rights reserved.