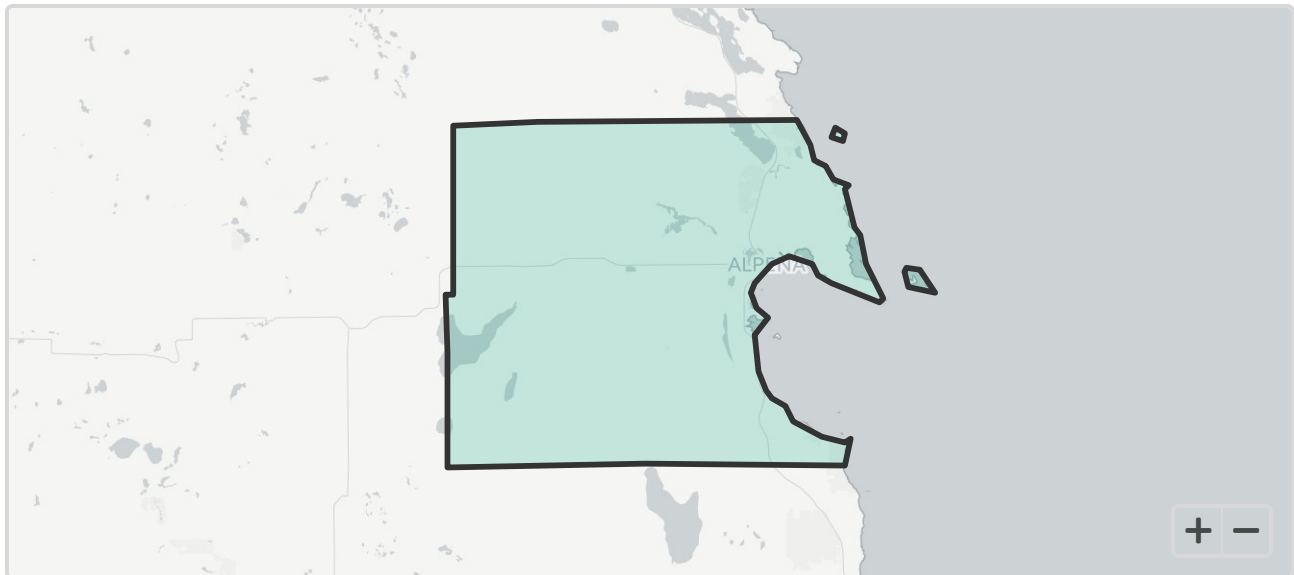




## Location Snapshot

Category or Role Type

Geography

**Housing** ▼ in **County: Alpena County - MI** ▼


### Summary Data

Dataset	Alpena County - MI
Average Household Size - Renter Occupied	2.05
Average Household Size - Owner Occupied	2.31
Change in Housing Units 2000 to 2010	764
Change in Owner Occupied Housing Units 2000 to 2010	-69
Change in Renter Occupied Housing Units 2000 to 2010	42
Family Households - 2010	8,164
Group Quarters Housing Units - 2010	514
Home Purchases - 2012	112
Home Purchases - 2013	92
Home Purchases - 2014	104
Homeowner Vacancy Rate	2.89%
Household Density	8.28

Households with Husband and Wife - 2010	6,401
Housing Units Without Complete Kitchen Facilities	521
Housing Units Without Complete Plumbing	570
Median Home Rent	\$564
Median Home Value	\$93,300
Nonfamily Households - 2010	4,627
Occupied Housing Units - 2010	12,791
Overcrowded Housing Units	113
Owner Occupied Housing Units - 2000	10,145
Owner Occupied Housing Units - 2010	9,650
Rental Vacancy Rate	4.72%
Renter Occupied Housing Units - 2000	2,673
Renter Occupied Housing Units - 2010	2,564
Total Housing Units (ACS 2011-2015)	15,983
Total Housing Units - 2000	15,289
Total Housing Units - 2010	16,053
Total Occupied Housing Units (ACS 2011-2015)	12,722
Total Owner Occupied Housing Units (ACS 2011-2015)	9,693
Vacant Housing Units	3,261
Vacant Housing Units - 2010	3,262

## Building Age of Housing Units

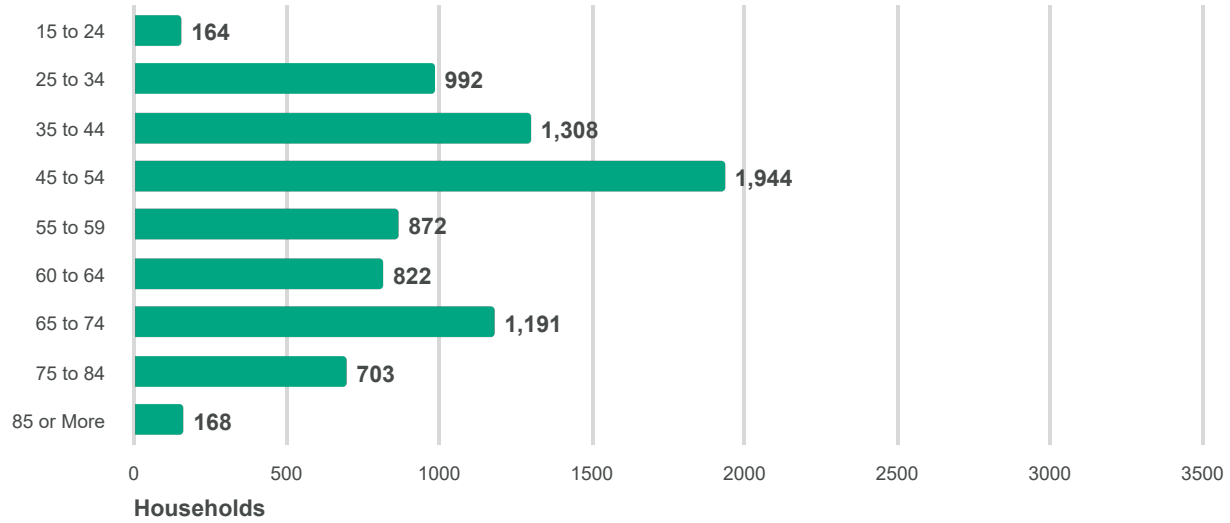
Dataset Breakdown	Alpena County - MI
Built 1939 or Earlier	2,298
Built 1940 to 1949	1,369
Built 1950 to 1959	2,164
Built 1960 to 1969	2,543
Built 1970 to 1979	3,468
Built 1980 to 1989	1,558
Built 1990 to 1999	1,477
Built 2000 to 2009	1,063

Built 2010 to 2013	43
Built 2014 or Later	0

Source: <https://data.mysidewalk.com/datasets/29>

### Family Household by Householder Age - 2010

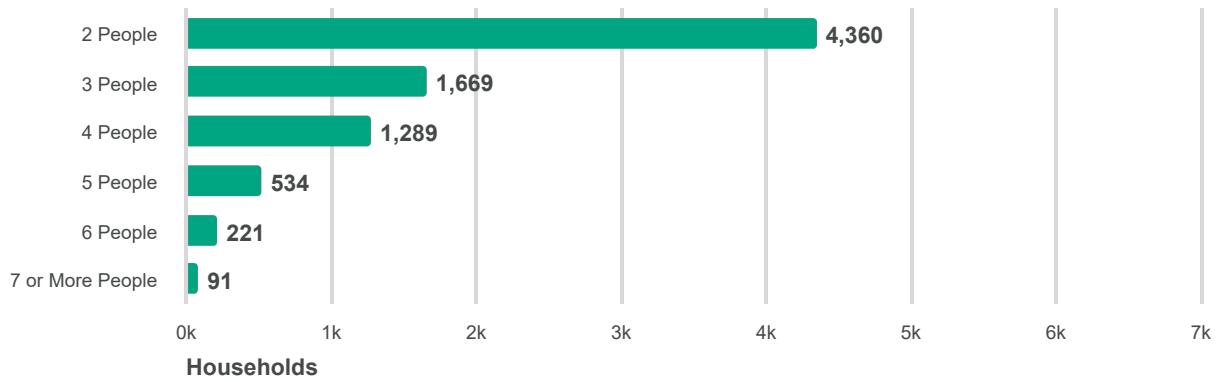
Alpena County - MI



Source: <https://data.mysidewalk.com/datasets/266>

### Family Household Size - 2010

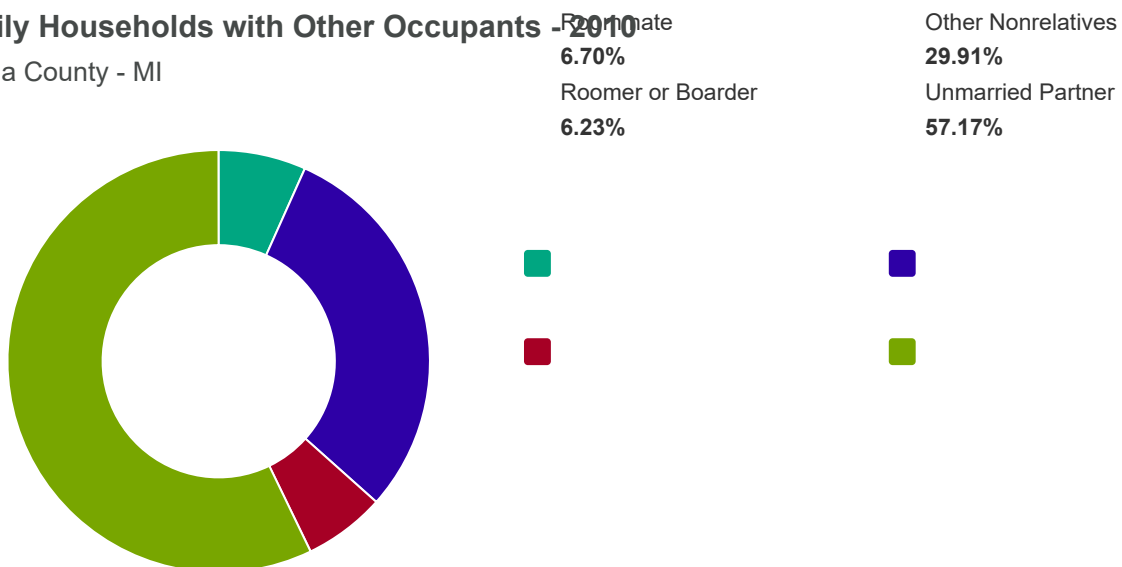
Alpena County - MI



Source: <https://data.mysidewalk.com/datasets/265>

### Family Households with Other Occupants - 2010

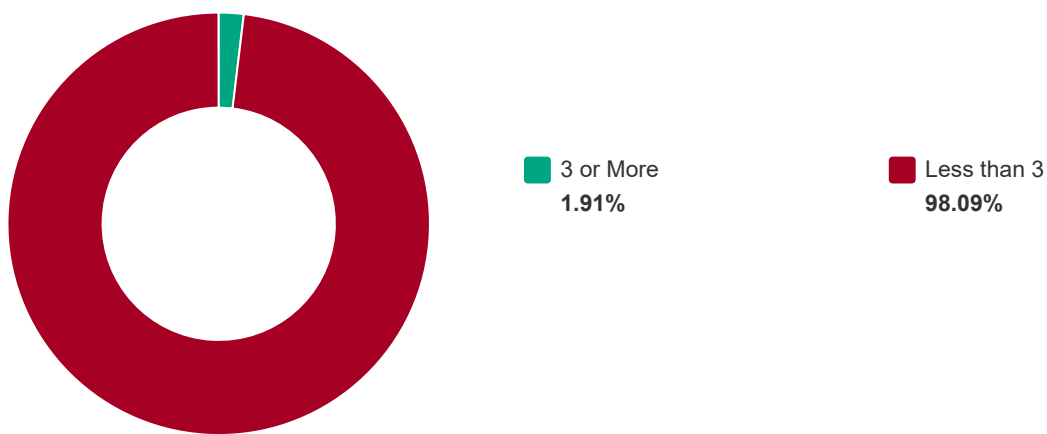
Alpena County - MI



Source: <https://data.mysidewalk.com/datasets/267>

### Generations within a Household - 2010

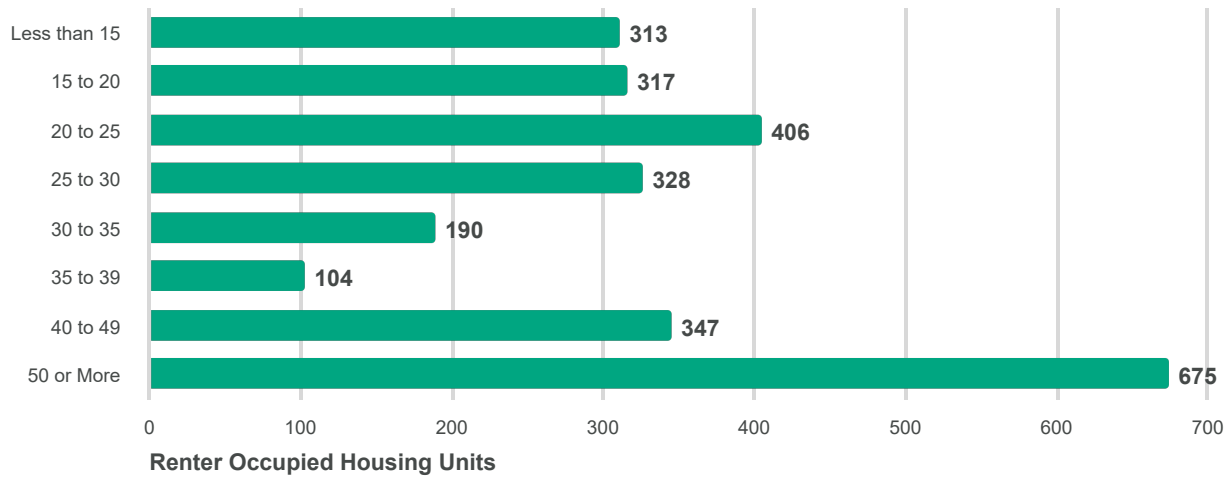
Alpena County - MI



Source: <https://data.mysidewalk.com/datasets/278>

### Gross Rent as a Percentage of Income

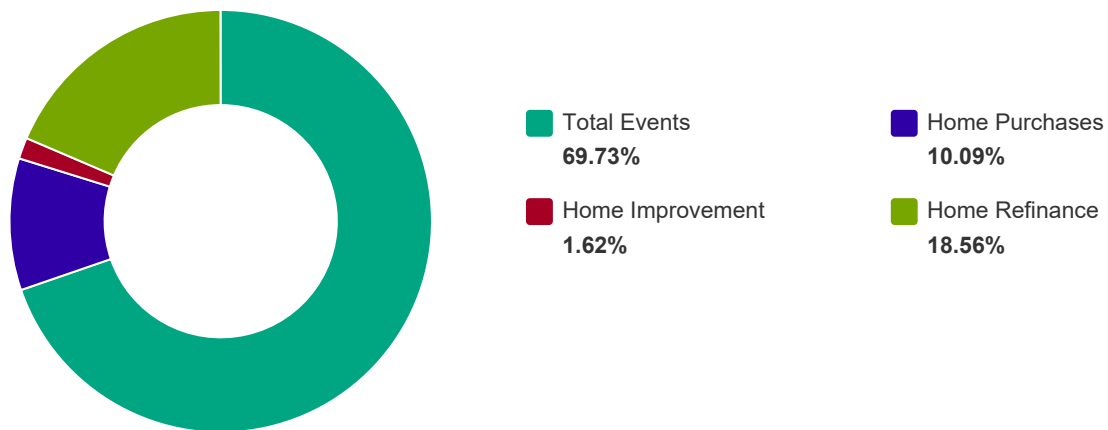
Alpena County - MI



Source: <https://data.mysidewalk.com/datasets/140>

### Home Mortgages - 2012

Alpena County - MI



Source: <https://data.mysidewalk.com/datasets/166>

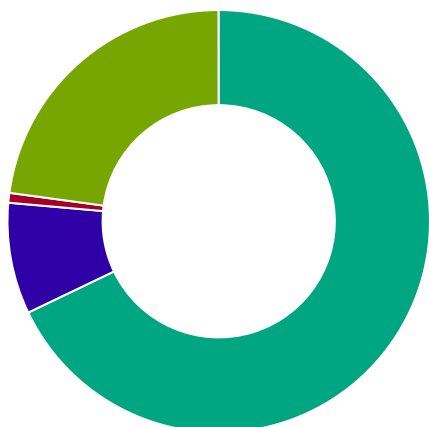
Total Events	Home Purchases
67.90%	8.51%
Home Improvement	Home Refinance

### Home Mortgages - 2013

Alpena County - MI

0.74%

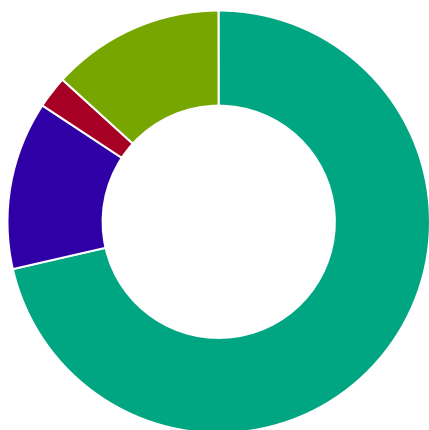
22.85%



Source: <https://data.mysidewalk.com/datasets/167>

### Home Mortgages - 2014

Alpena County - MI



■ Total Events  
71.41%

■ Home Improvement  
2.48%

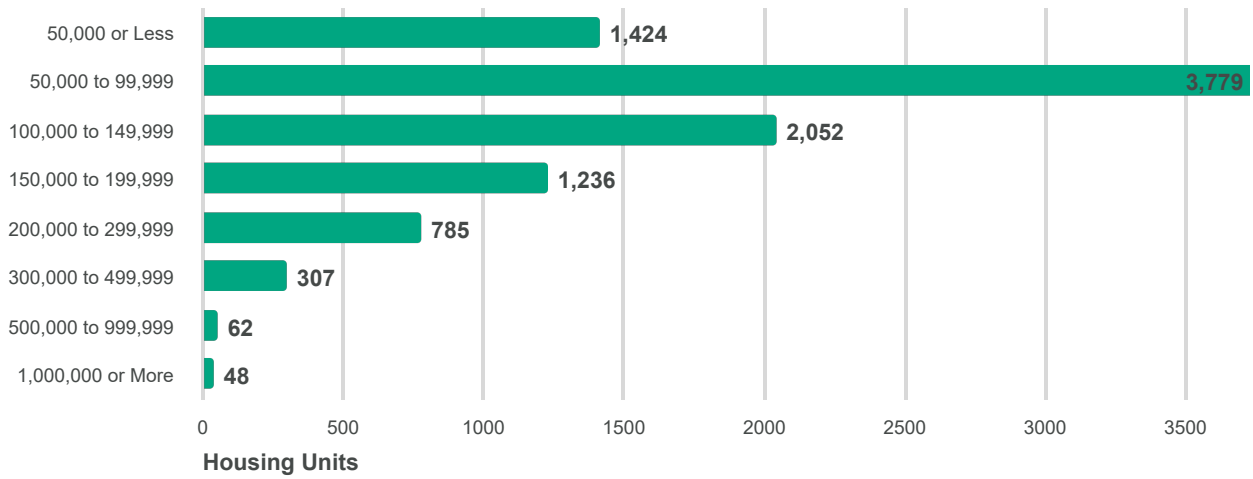
■ Home Purchases  
12.87%

■ Home Refinance  
13.24%

Source: <https://data.mysidewalk.com/datasets/168>

### Home Value

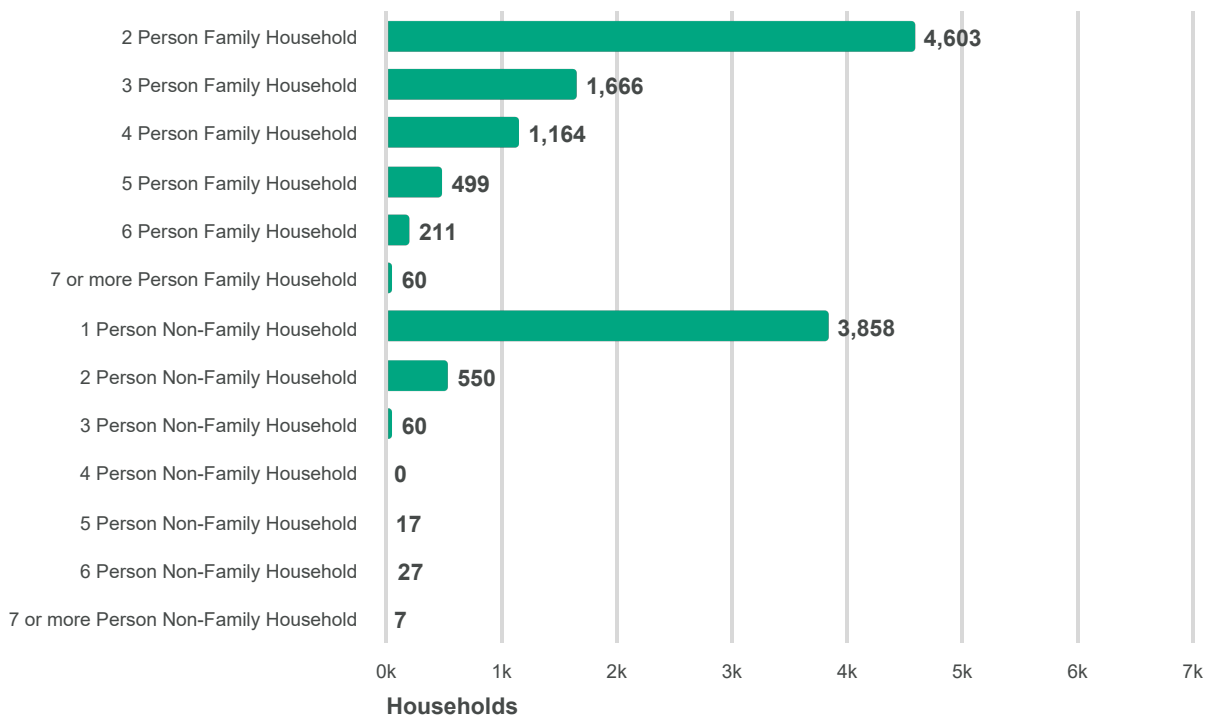
Alpena County - MI



Source: <https://data.mysidewalk.com/datasets/35>

### Household Size

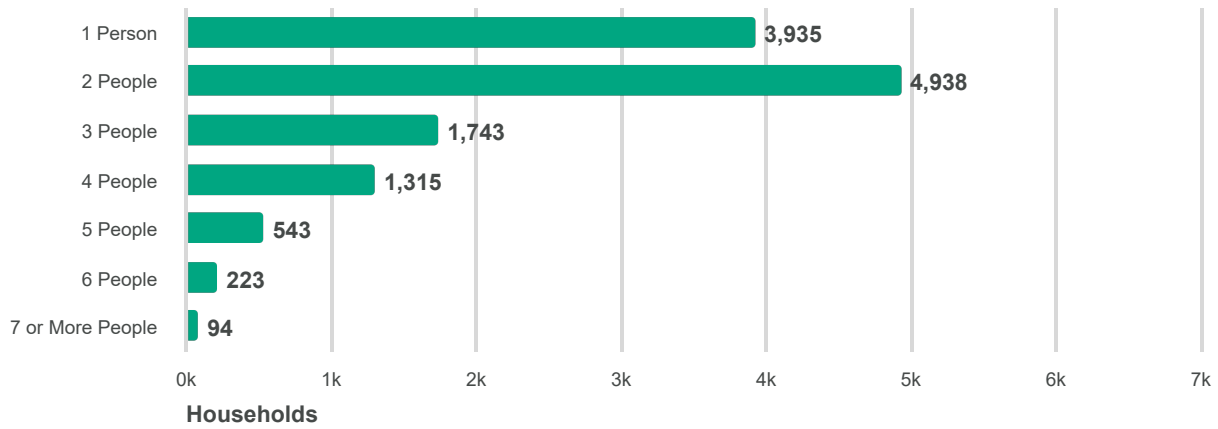
Alpena County - MI



Source: <https://data.mysidewalk.com/datasets/260>

### Household Size - 2010

Alpena County - MI



Source: <https://data.mysidewalk.com/datasets/263>

### Householder Age - Owner Occupied

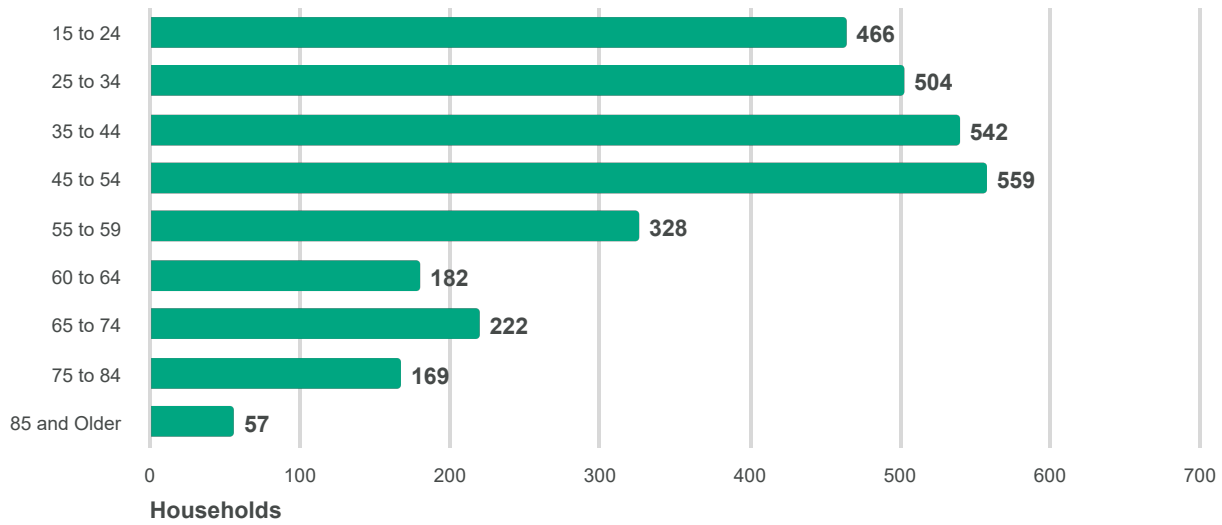
Dataset Breakdown	Alpena County - MI
15 to 24	55
25 to 34	868
35 to 44	1,214
45 to 54	1,893
55 to 59	1,183
60 to 64	1,072
65 to 74	1,810
75 to 84	1,124
85 and Older	474

Source: <https://data.mysidewalk.com/datasets/65>



### Householder Age - Renter Occupied

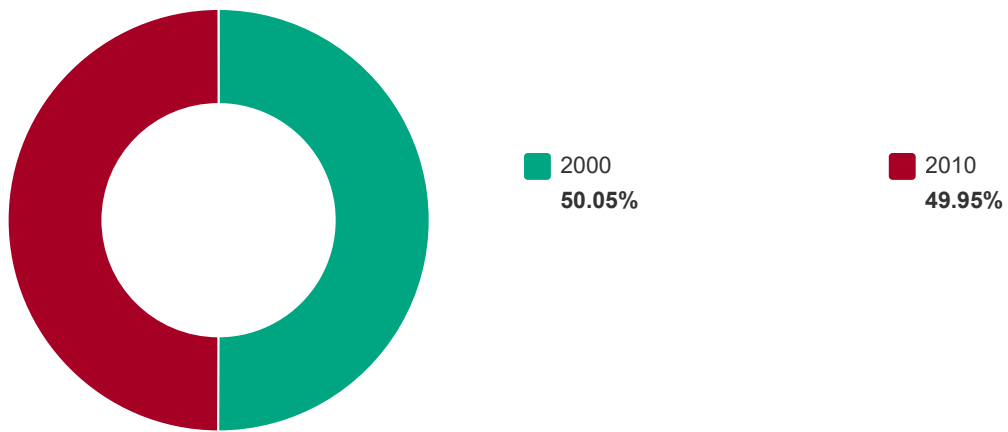
Alpena County - MI



Source: <https://data.mysidewalk.com/datasets/64>

### Households: Historical Census Comparison

Alpena County - MI



Source: <https://data.mysidewalk.com/datasets/184>

2000

2010

### Housing Units: Historical Census Comparison

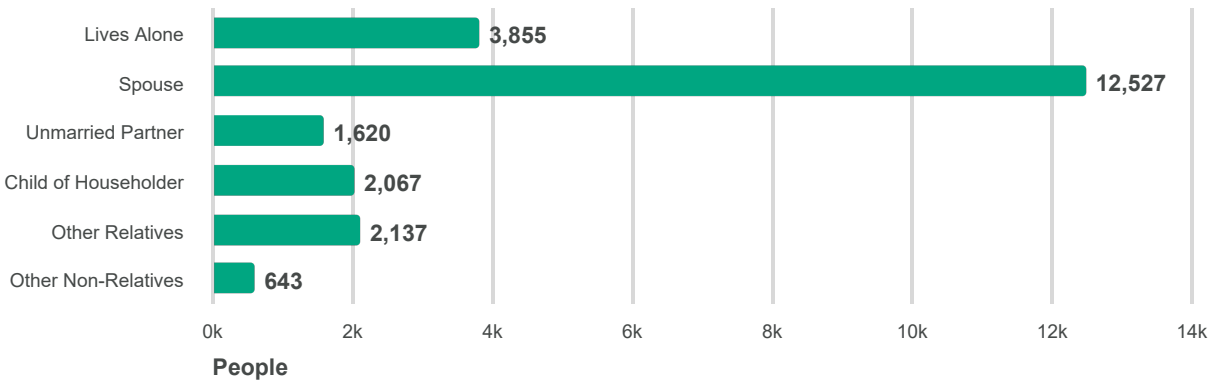
Alpena County - MI



Source: <https://data.mysidewalk.com/datasets/190>

### Living Arrangements for Adults (18+)

Alpena County - MI



Source: <https://data.mysidewalk.com/datasets/394>

Data for "Median Rent by Bedrooms" is not currently available

### Median Rent by Bedrooms

Alpena County - MI

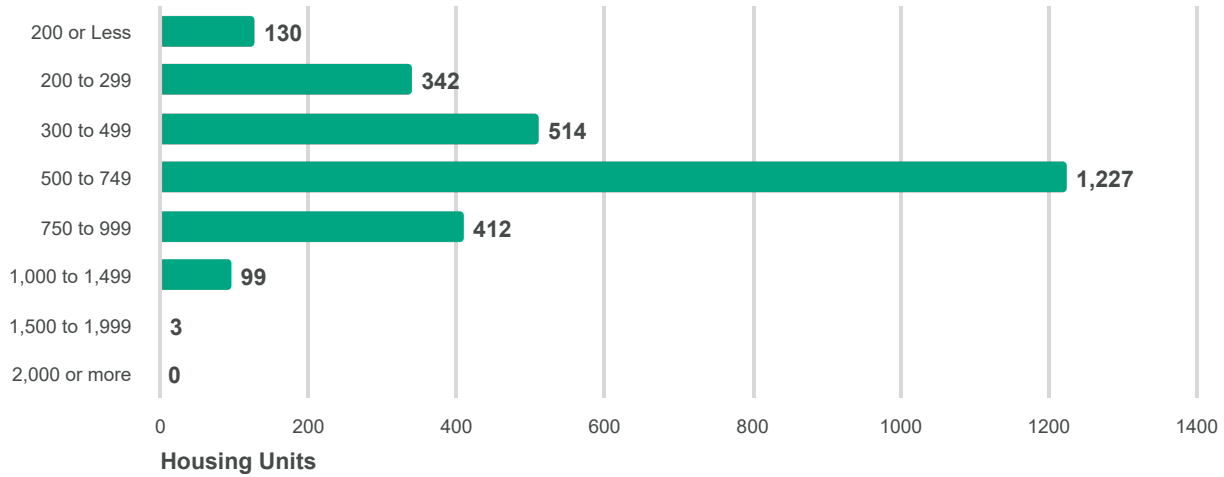
- No Bedrooms
- One Bedroom
- Two Bedrooms
- Three Bedrooms
- Four Bedrooms
- Five Bedrooms

US Dollars

Source: <https://data.mysidewalk.com/datasets/395>

### Monthly Home Rent

Alpena County - MI



Source: <https://data.mysidewalk.com/datasets/33>

Housing Units with a Mortg...  
56.02%

Housing Units without a Mo...  
43.98%

### Mortgage Status of Owner Occupied Housing Units

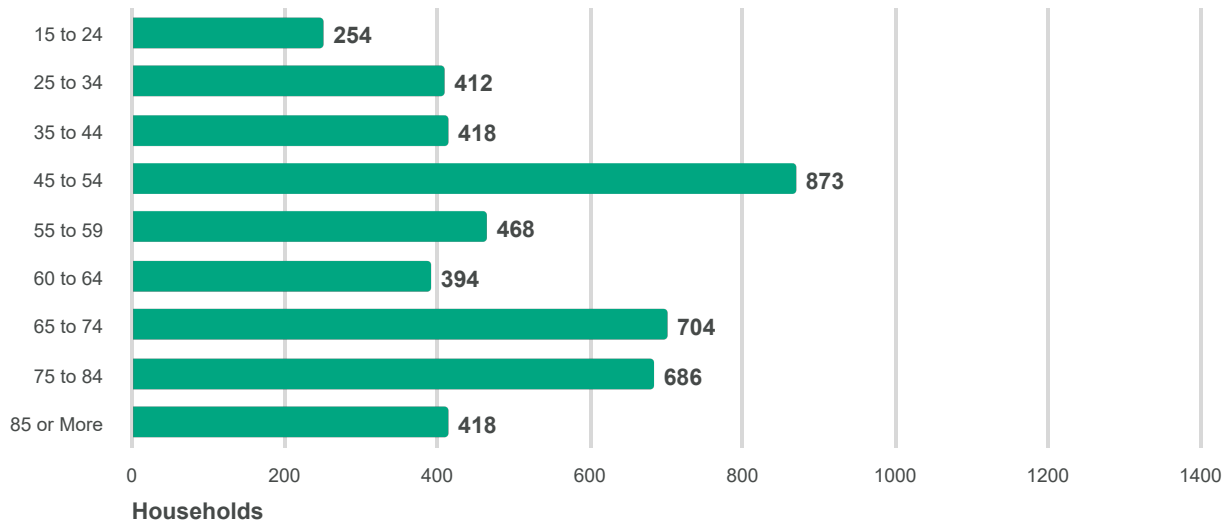
Alpena County - MI



Source: <https://data.mysidewalk.com/datasets/125>

### Nonfamily Household by Householder Age - 2010

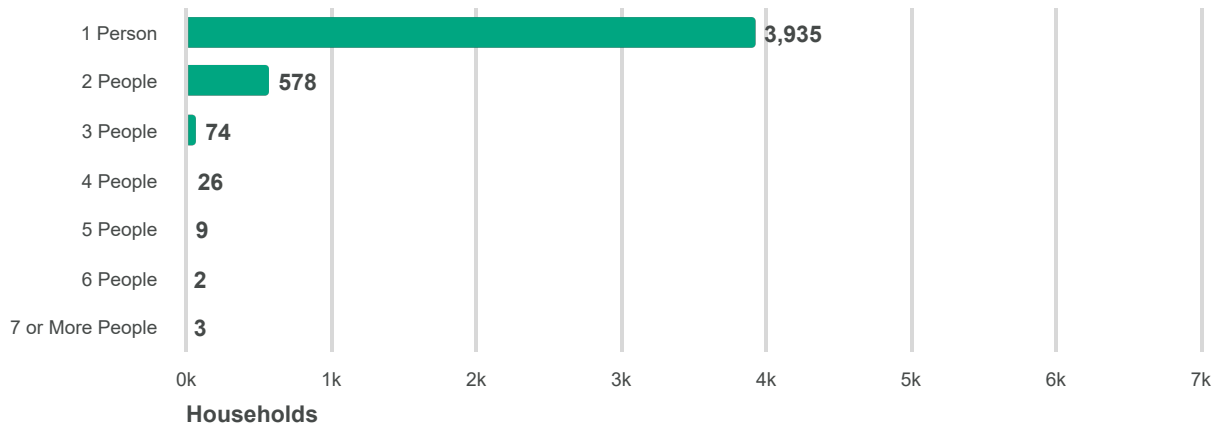
Alpena County - MI



Source: <https://data.mysidewalk.com/datasets/271>

### Nonfamily Household Size - 2010

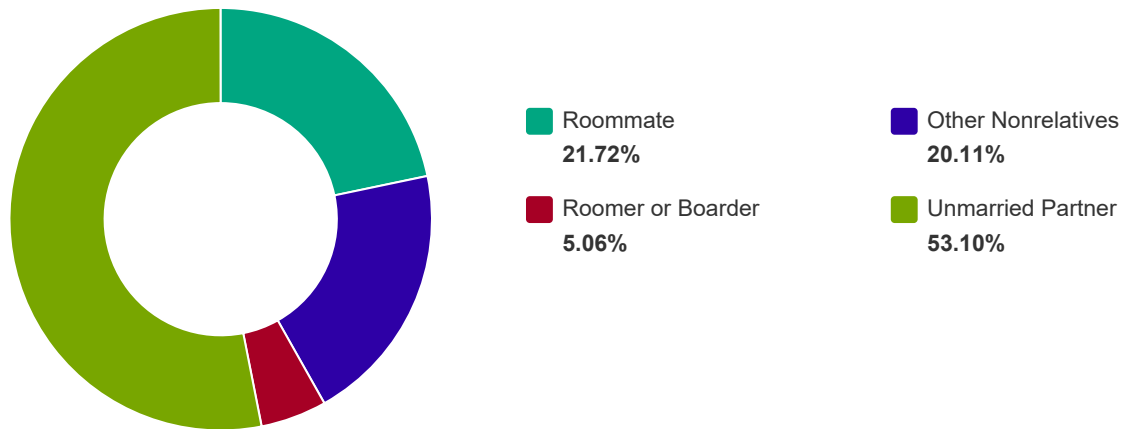
Alpena County - MI



Source: <https://data.mysidewalk.com/datasets/270>

### Nonfamily Households with Other Occupants - 2010

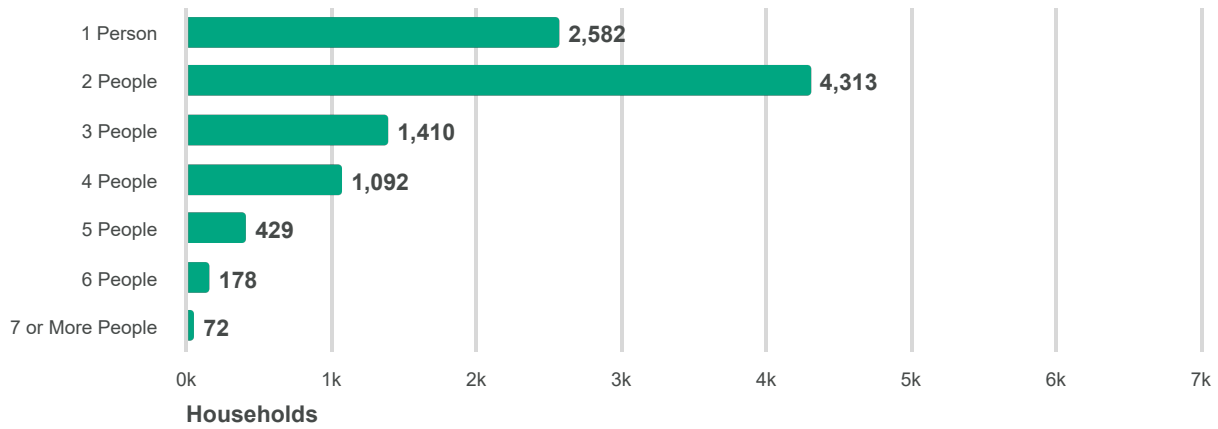
Alpena County - MI



Source: <https://data.mysidewalk.com/datasets/269>

### Owner Occupied Households by Size - 2010

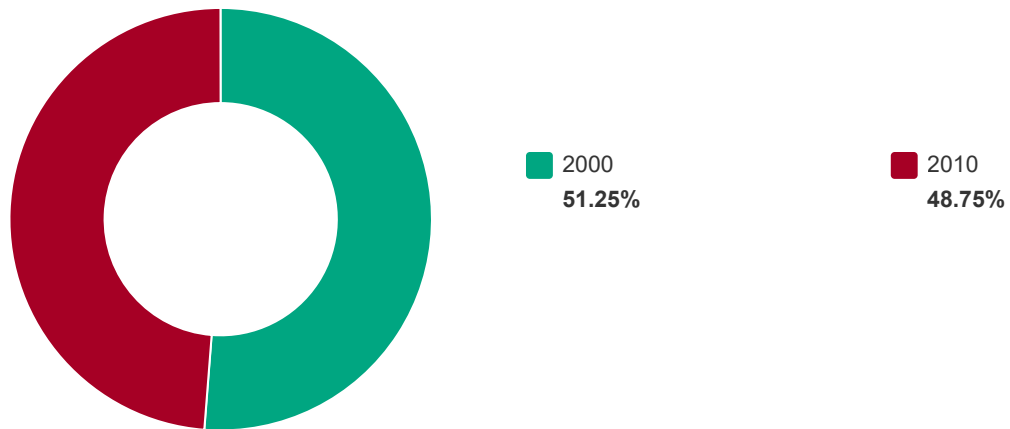
Alpena County - MI



Source: <https://data.mysidewalk.com/datasets/273>

### Owner Occupied Housing: Historical Census Comparison

Alpena County - MI



Source: <https://data.mysidewalk.com/datasets/188>

Owner Occupied  
76.19%

Renter Occupied  
23.81%

### Owner vs Renter Occupied

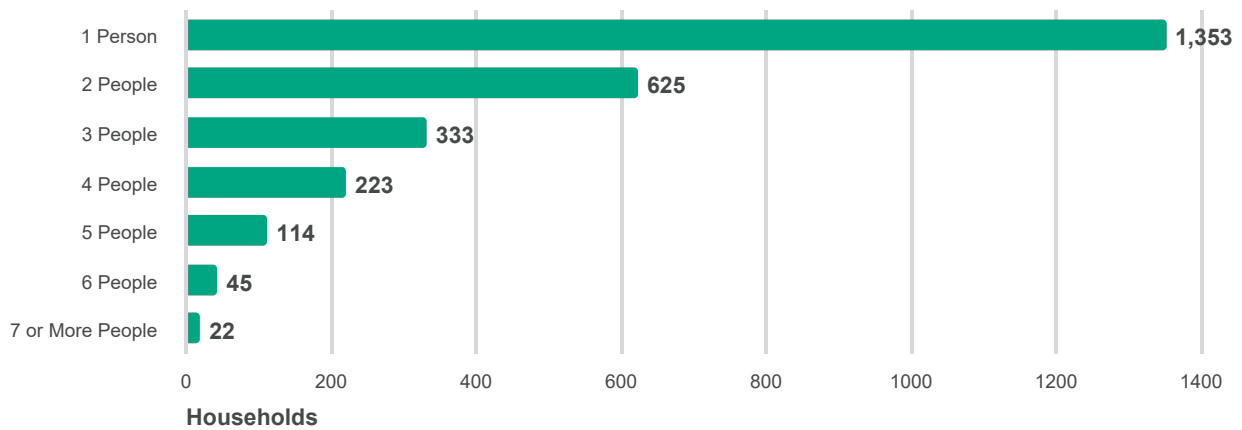
Alpena County - MI



Source: <https://data.mysidewalk.com/datasets/32>

### Renter Occupied Household Size - 2010

Alpena County - MI



Source: <https://data.mysidewalk.com/datasets/275>

2000  
51.04%

2010  
48.96%

### Renter Occupied Housing: Historical Census Comparison

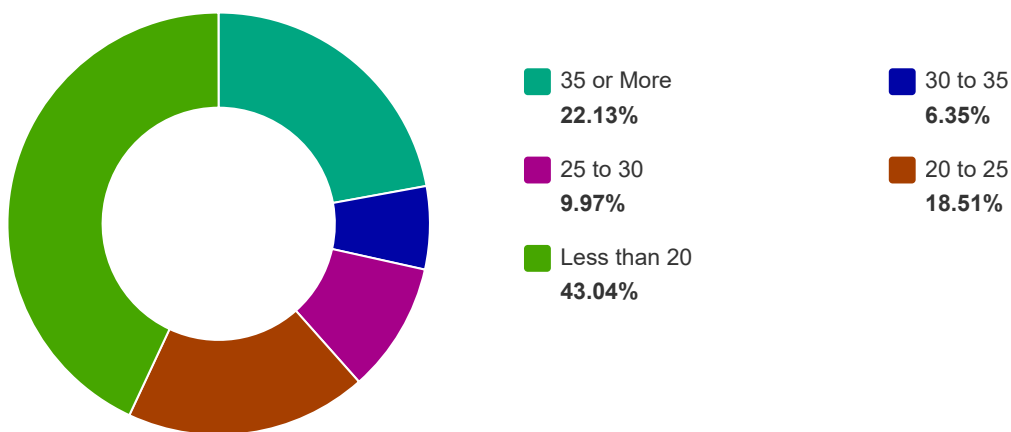
Alpena County - MI



Source: <https://data.mysidewalk.com/datasets/191>

### Selected Monthly Ownership Costs as a Percentage of Income

Alpena County - MI

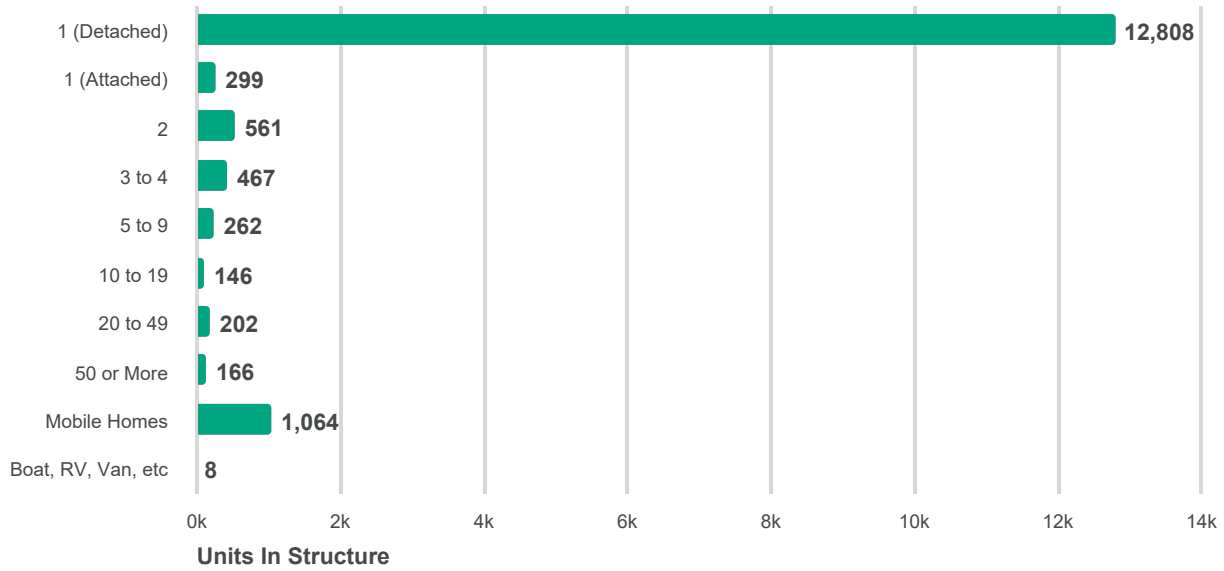


Source: <https://data.mysidewalk.com/datasets/34>



### Units in Structure

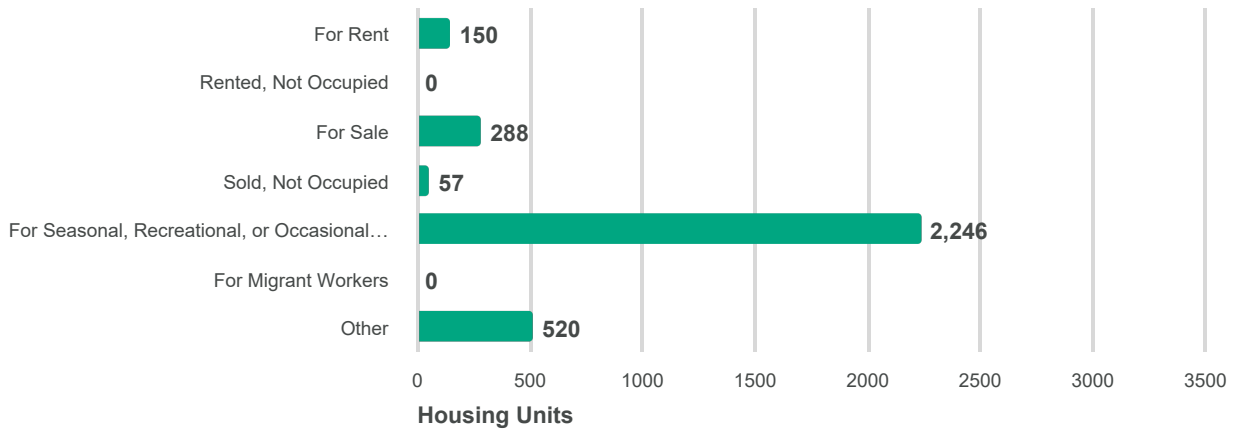
Alpena County - MI



Source: <https://data.mysidewalk.com/datasets/59>

### Vacancy Status

Alpena County - MI



Source: <https://data.mysidewalk.com/datasets/305>

For Sale  
12.52%

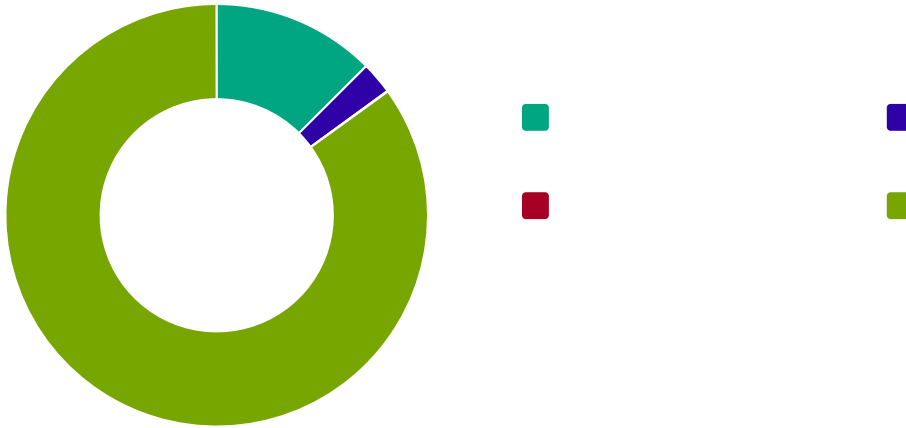
Sold  
2.47%

Migrant Workers  
0.04%

Seasonal Occupation  
84.97%

### Vacancy Status - 2010

Alpena County - MI



Source: <https://data.mysidewalk.com/datasets/281>

### Year Householder Moved Into Unit

Dataset Breakdown	Alpena County - MI
2015 or Later	167
2010 to 2014	2,917
2000 to 2009	3,840
1990 to 1999	2,410
1980 to 1989	1,365
1970 to 1979	1,153
1979 or Earlier	2,023

Source: <https://data.mysidewalk.com/datasets/60>

©2016 mySidewalk. All rights reserved.