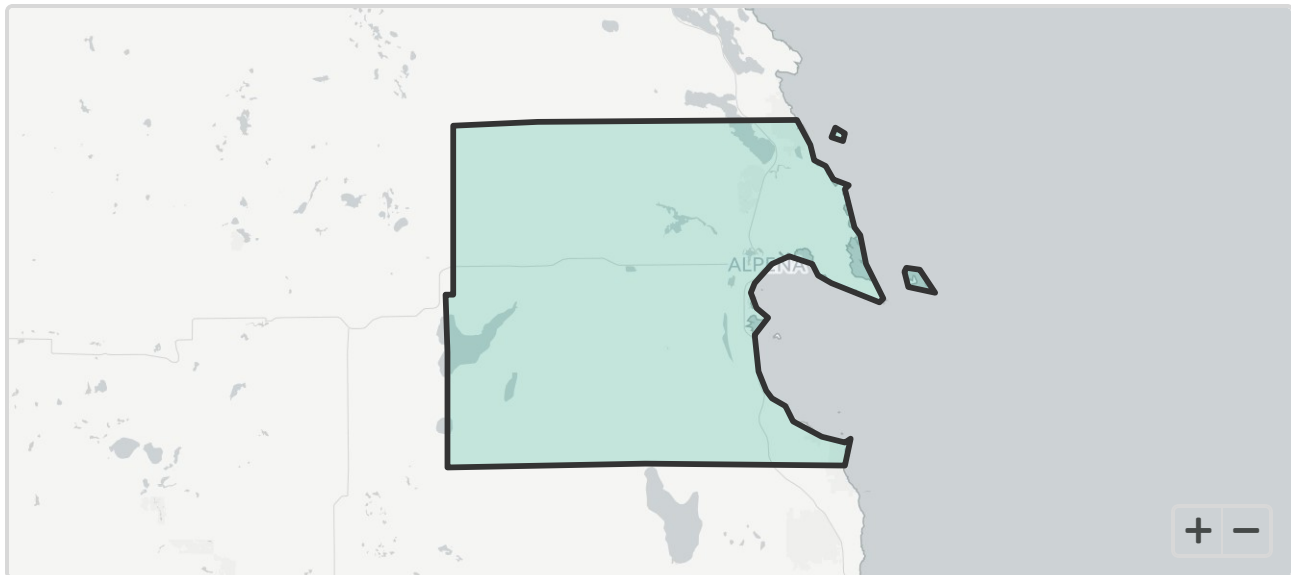




Location Snapshot

Category or Role Type

Geography

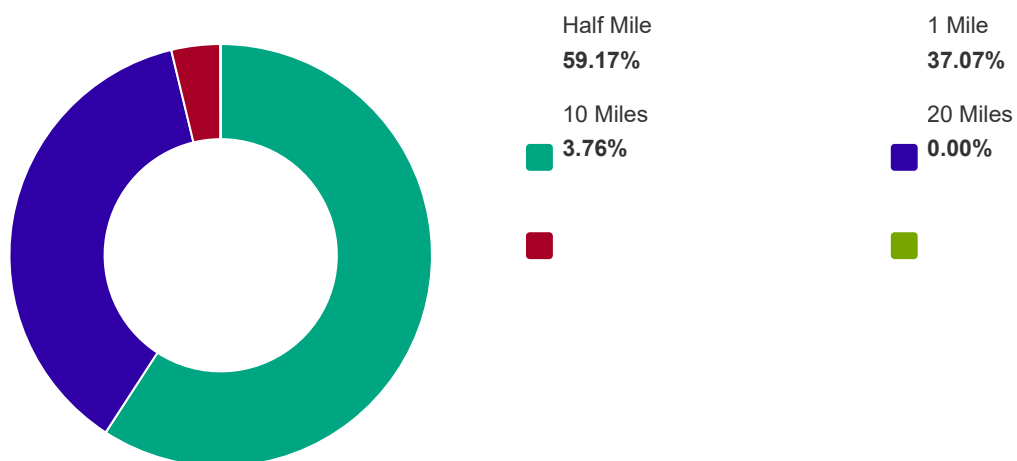
Health & Wellness ▼ in **County: Alpena County - MI** ▼


Summary Data

Dataset	Alpena County - MI
Air Quality: Air Toxin Cancer Risk (per million)	21.19
Air Quality: Respiratory Hazard Index	0.84
Independent Living Difficulty	2,140
Number of Dentists	11
OB-GYNs	3
Population Living with Disability	5,208
Primary Care Nurses (Full-Time Equivalent)	4.29
Primary Care Physicians	25
Specialist Physicians	50

Children with Low Access to Food

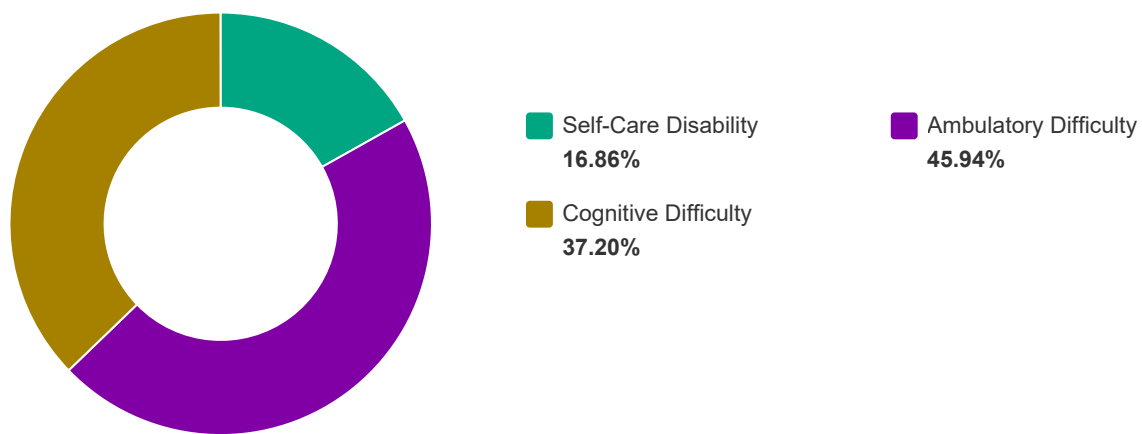
Alpena County - MI



Source: <https://data.mysidewalk.com/datasets/283>

Cognitive, Ambulatory, and Self-Care Disabilities

Alpena County - MI



Source: <https://data.mysidewalk.com/datasets/160>

.5mi Urban/10mi Rural	1mi Urban/10mi Rural
54.55%	27.27%

Count of Census Tracts with Low Access to Food

Alpena County - MI

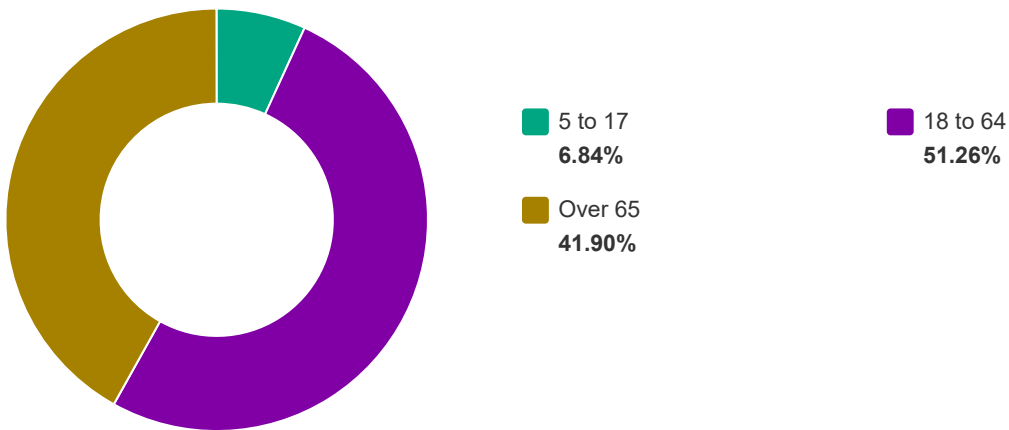
1 in Urban/20mi Rural
18.18%



Source: <https://data.mysidewalk.com/datasets/282>

Disability by Age

Alpena County - MI



Source: <https://data.mysidewalk.com/datasets/291>

Insured

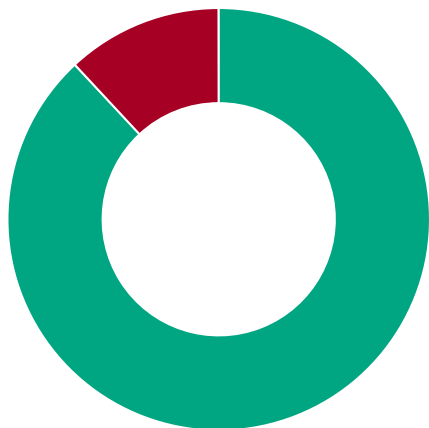
Uninsured

Health Insurance Coverage

Alpena County - MI

88.07%

11.93%




Source: <https://data.mysidewalk.com/datasets/94>

Hearing and Vision Disabilities

Alpena County - MI



 Vision Difficulty
38.01%

 Hearing Difficulty
61.99%

Source: <https://data.mysidewalk.com/datasets/159>

Under 6
5.07%

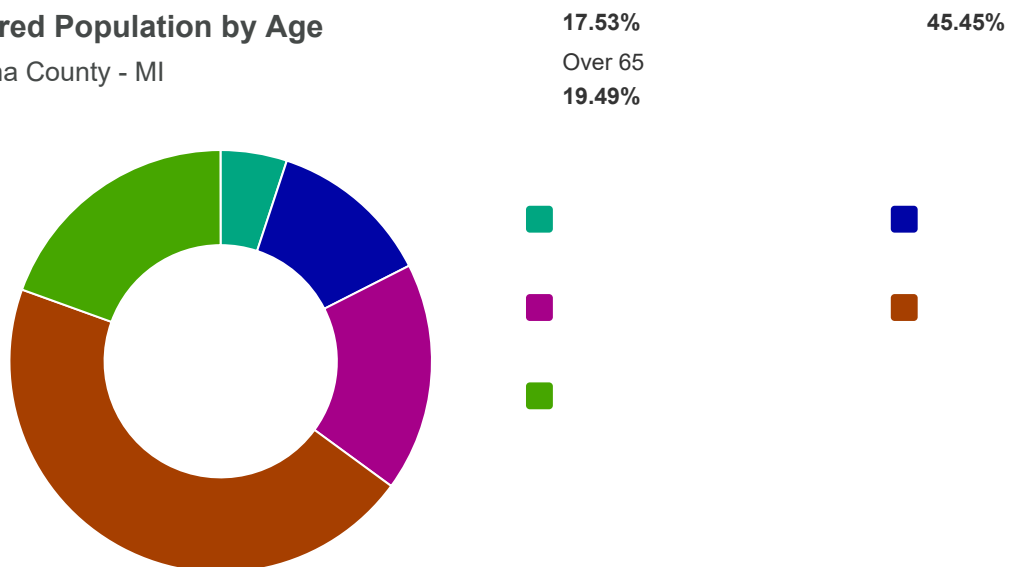
6 to 17
12.46%

Under 18

18 to 64

Insured Population by Age

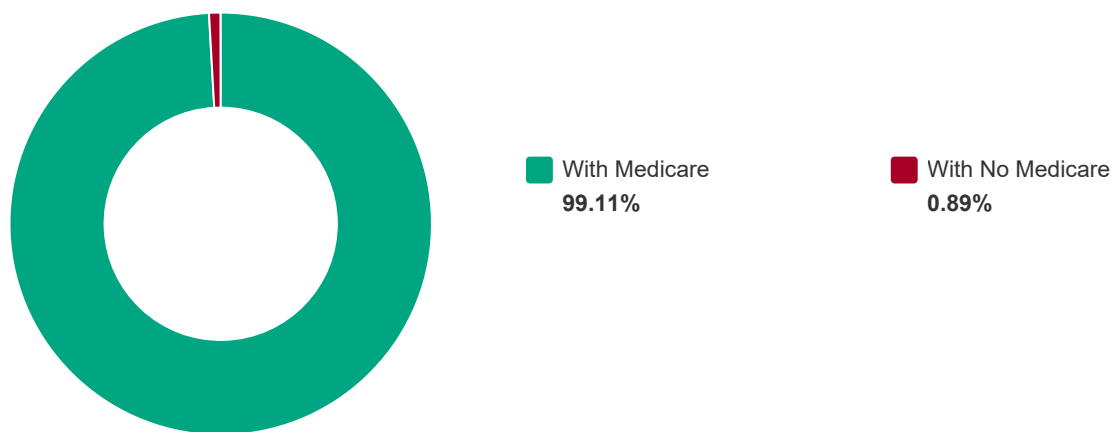
Alpena County - MI



Source: <https://data.mysidewalk.com/datasets/289>

Medicare Coverage of Population 65 and over

Alpena County - MI



Source: <https://data.mysidewalk.com/datasets/98>

Under 50

50 and over

OB-GYNs by Age

Alpena County - MI

66.67%

33.33%



Source: <https://data.mysidewalk.com/datasets/384>

OB-GYNs by Sex

Alpena County - MI

Male
66.67%

Female
33.33%



Source: <https://data.mysidewalk.com/datasets/385>

Half Mile
59.45%


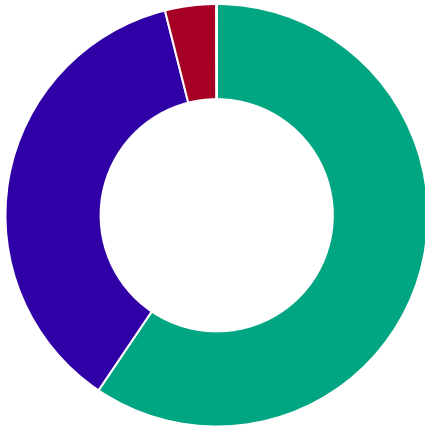
1 Mile
36.61%

People with Low Access to Food

Alpena County - MI

10 Miles
3.94%

20 Miles
0.00%



Source: <https://data.mysidewalk.com/datasets/284>

Primary Care Physicians by Age

Alpena County - MI

Under 50
44.00%

50 and over
56.00%



Source: <https://data.mysidewalk.com/datasets/381>

Male

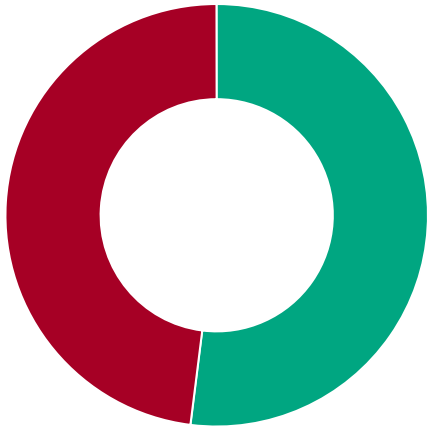
Female

Primary Care Physicians by Sex

Alpena County - MI

52.00%

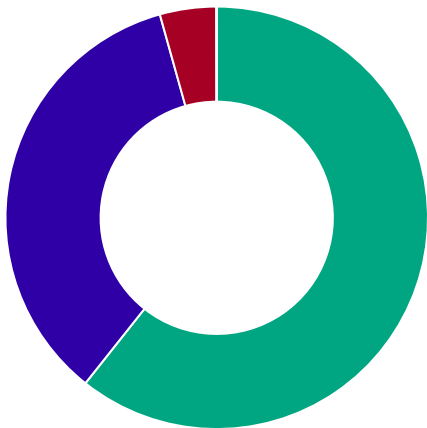
48.00%



Source: <https://data.mysidewalk.com/datasets/382>

Seniors with Low Access to Food

Alpena County - MI



Half Mile
60.68%

1 Mile
34.98%

10 Miles
4.34%

20 Miles
0.00%

Source: <https://data.mysidewalk.com/datasets/285>

Under 50

50 and over

Specialist Physicians by Age

Alpena County - MI

54.00%

46.00%



Source: <https://data.mysidewalk.com/datasets/387>

Specialist Physicians by Sex

Alpena County - MI



Male
76.00%

Female
24.00%

Source: <https://data.mysidewalk.com/datasets/388>

Under 6
2.13%

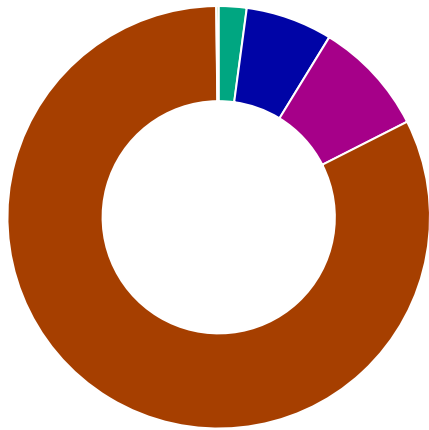
6 to 17
6.63%

Under 18

18 to 64

Uninsured Population by Age

Alpena County - MI



8.76%
Over 65
0.19%

82.29%



Source: <https://data.mysidewalk.com/datasets/290>

©2016 mySidewalk. All rights reserved.